

# e912 S


Bedienungsanleitung  
Instructions for use  
Notice d'emploi  
Istruzioni per l'uso  
Instrucciones de uso  
Gebruiksaanwijzing



**e**volution



## 912 S

The boundary microphone  912 S is a high-quality, pre-polarized condenser microphone with half-cardioid pick-up pattern, designed for picking up speech.


Due to its unobtrusive, flat design, it is ideally suited for use on conference tables, altars and lecterns.


The microphone can be switched on and off via an integrated membrane switch.




An internal DIP switch bank provides the following operating modes:

- On/off (factory preset)
- Push-to-talk button (PTT)
- Push-to-mute button (PTM)
- Permanently switched on

The frequency response curve can be changed via a second DIP switch bank:

- Low cut
- Low and high boost (factory preset)
- Low boost
- linear (= frequency response curve of the  912)

The  912 S is available in three different finishes:

-  912 S BK (black) Cat. No. 500875
-  912 S WH (white) Cat. No. 500876
-  912 S NX (Nextel non-reflecting gray) Cat. No. 502193

## Features

- Programmable membrane switch
- Programmable frequency response curve
- Very unobtrusive due to flat design
- Extremely rugged sound inlet basket
- Rubber damping plate on base to minimize structure-born noise
- Mounting slots for mounting the microphone to table tops, lecterns, etc.
- Gold-plated XLR connector
- Integrated electronics (instead of in-line preamp)

## Delivery includes

- **912 S** boundary microphone
- Pouch
- Instructions for use
- Warranty Certificate

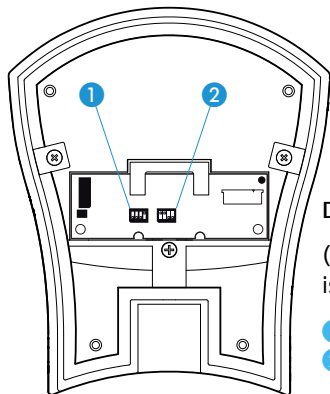
## Positioning the microphone

Boundary microphones make use of the pressure effects at a room boundary and need to be mounted on a flat surface:

Position	Sound result	Comments
Altar or lectern: on a sound-reflecting surface	Less room resonance portions or comb filter elements; improved speech intelligibility and greater gain reserves in contrast to freestanding micro- phones	Unobtrusive due to flat design; no micro- phones in the field of vision
Conference rooms: lying on the table; directed towards the conference participants *)	Less room resonance in contrast to freestanding microphones	Microphones must not be covered by papers, folders or similar objects

\*) The cardioid pick-up pattern has an opening angle of approx. 130°. Try to position the microphone so that the sound source (conference participant, speaker or instrument) is located in this angle area (see polar diagram).









## Setting the operating mode and frequency response curve



### DIP switch bank:

(visible when rear side is open)

- 1 Operating mode
- 2 Frequency response curve

Position of DIP switches	Operating mode 1	Position of DIP switches	Frequency response curve 2
	Permanently switched on (ON)		Low cut, can be used in all operating modes
	Push-to-talk button (PTT)		Low boost
	Push-to-mute button (PTM)		Low and high boost (factory preset)
	On/off (factory preset)		linear

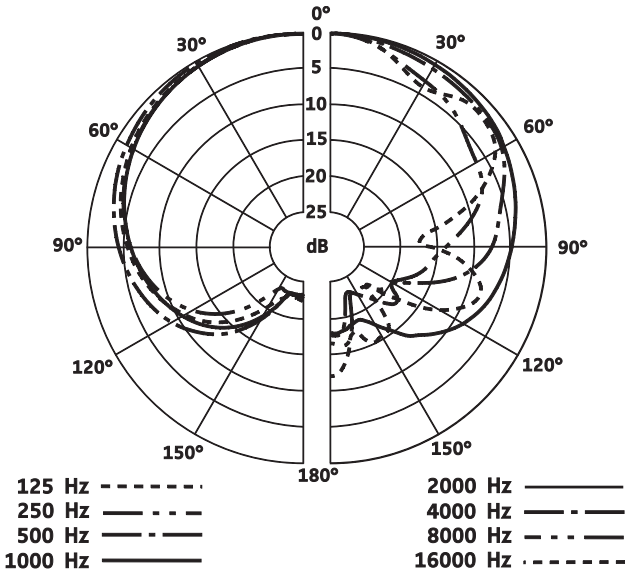
## Operating Mode ①:

- **Permanently switched on:**  
disables the switch completely, the microphone is permanently switched on.
- **Push-to-talk (PTT):**  
The microphone is switched on as long as the membrane switch is pressed.
- **Push-to-mute (PTM):**  
The microphone is switched off as long as the membrane switch is pressed.
- **On/off (factory preset):**  
turns the switch into push to switch on, push again to switch off.

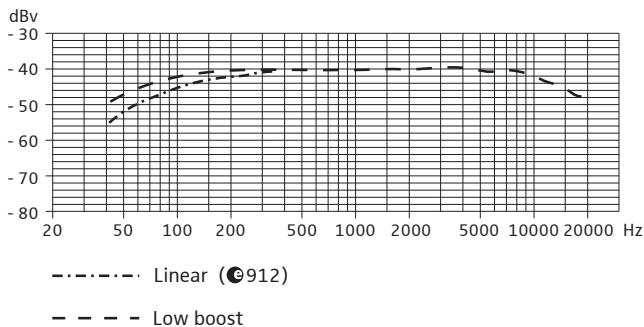
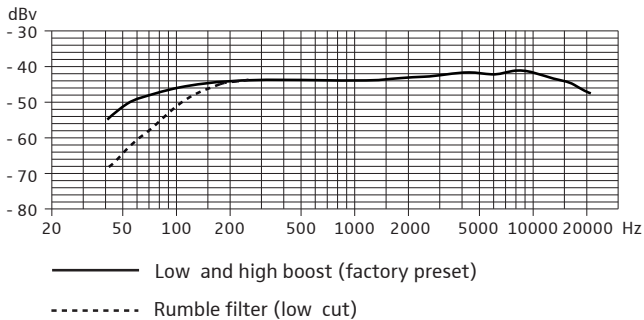
## Frequency response curve ②:

- **Low cut:**  
reduces the bass frequencies to minimize structure-born noise – this switch (1) is independent of the other three DIP switches and can be used in any of the following conditions (eg: you can use the low cut as well as the bass boost if placing the microphone on a small table with a high risk of structure-born noise).
- **Low boost:**  
extends the bass response to compensate for putting the microphone on a small table.
- **Low and high boost (factory preset):**  
extends the frequency response at both ends.
- **Linear:**  
is the natural response of the microphone.

# Polar diagram



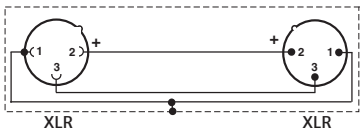
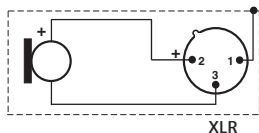
## Frequency response curve



## Specifications

Transducer principle	pre-polarized condenser microphone
Frequency response	20 – 20,000 Hz
Pick-up pattern	half-cardioid
Sensitivity (free field, no load) (1 kHz)	6 mV/Pa (factory preset) 10 mV/Pa (lin)
Nominal impedance (1 kHz)	<100 $\Omega$
Min. terminating impedance	1 k $\Omega$
Phantom powering	48 V/2.8 mA
Max. sound pressure level (1 kHz)	134 dB SPL
Connector	XLR-3
Weight	550 g
Dimensions	L: 126.5 mm W: 105 mm H: 26.5 mm

## Pin assignment of XLR-3 connector



## Overview of microphone applications


Application	Variant												
	e901	e902	e904	e905	e906	e908B	e908B ew	e908D	e908T ew	e912	e912 S	e914	e935/e945
Vocals													X
Choirs										X		X	
Studio, acoustic instruments					X					X		X	
Orchestra												X	
Trumpet, trombone			X			X			X				
Saxophone			X			X	X						
Acoustic guitar												X	
Acoustic bass												X	
Guitar amplifiers					X								
Bass amplifiers		X											
Leslie	X	X	X	X									
Piano, grand piano										X		X	
Kick drums	X	X											
Snare drums			X	X	X			X					
Rack toms			X	X	X	X		X					
Floor toms		X	X	X	X			X					
Congas			X		X	X		X					
Cymbals												X	
Percussion			X	X	X	X		X				X	
Conference table, altar										X	X		
Lectern										X	X		
Theater stage										X	X		

# Manufacturer Declarations


## Warranty

2 years

## CE Declaration of Conformity

 Sennheiser electronic GmbH & Co. KG declare that this device is in compliance with the applicable CE standards and regulations.

## WEEE Declaration

 Please dispose of this product by bringing it to your local collection point or recycling centre for such equipment.





Sennheiser electronic GmbH & Co. KG  
30900 Wedemark, Germany  
Phone +49 (5130) 600 0  
Fax +49 (5130) 600 300  
[www.sennheiser.com](http://www.sennheiser.com)

Printed in Germany

Publ. 09/07

516585/A03